







National Board Certification Resources



Official Publications

(For all Certificate Areas)


	<p>Official instructions and guides can be found at the National Board Candidate Center.</p>	<u>Candidate Center</u>
	<p>Choosing the Right Certificate: This document is a reference guide for candidates seeking National Board Certification to use when deciding which of the 25 certificate areas, listed below, to apply for. It also has important details on class size requirements.</p>	<u>Choosing the Right Certificate</u>
	<p>Guide to National Board Certification: This document is a comprehensive document with crucial information, including the following:</p> <ul style="list-style-type: none"> • An Overview of The Certification Process and The Components • How to Register and Select Components • Important Dates and Deadlines • Fields of Certification • Eligibility Prerequisites Verifying Your Eligibility • Additional Prerequisite for World Languages Candidates • Fees • Withdrawals, Refunds, and Reinstatements • Scholarships and Rewards • Incentives and Fee Support • Portfolio Submissions • Assessment Center Testing • Scoring • National Board Policies • Policies Related to Candidates with Disabilities • Confidentiality Guidelines • Language Accommodations 	<u>Guide to National Board Certification</u>

	<p>These instructions include essential details for Components 2, 3, and 4, including the following:</p> <ul style="list-style-type: none"> • Preparing for the Assessment • Understanding the Portfolio Component General Submission Requirements • Retaking a Portfolio Component • Locating and Using Important Resources Following Policies and Guidelines Learning Portfolio-Related Terms Developing Your Materials • Writing about Teaching • Recording Videos for Component 3 • Analyzing Student Work • Formatting, Organizing, and Submitting Your Portfolio Formatting Your Evidence for Electronic Submission • Organizing and Describing Your Evidence Using Forms • Uploading and Submitting Your Evidence of Accomplished Teaching 	<p><u>General Portfolio Instructions</u></p>
	<p>This document has details on Policy and Guidelines for the Assessment Center (Component 1), including the following:</p> <ul style="list-style-type: none"> • About the Computer-based Assessment 2 • Before Scheduling Your Assessment Center Appointment • Scheduling Your Assessment Center Appointment • Preparing for the Testing Experience • What to Expect on the Test Day • National Board Candidate Rules Agreement 	<p><u>Component 1: Content Knowledge Assessment Center Policy and Guidelines</u></p>
	<p>This guide provides essential details on scoring, including the following:</p> <ul style="list-style-type: none"> • Assessments and Scoring • How Is the Assessment Scored? • Score Requirements for Achieving Board Certification • Understanding Your Score Report • Evaluating Your Performance • Preparing for the Next Assessment Cycle • Appeal Process 	<p><u>Scoring Guide</u></p>

Five Core Propositions and National Board Standards

	<p><i>What Teachers Should Know and Be Able to Do</i> articulates the National Board's Five Core Propositions for teaching.</p>	<p><u>What Teachers Should Know and Be Able to Do (English)</u></p> <p><u>What Teachers Should Know and Be Able to Do (Spanish)</u></p>
	<p>Five Core Propositions Assets Inventory: Using the "What Teachers Should Know and Be Able to Do" booklet as a reference point to develop a deeper understanding of each of the five Core Propositions, rate yourself on each of the sub-domains.</p>	<p><u>Self-Assessment</u></p> <p>(Not an official National Board Resource)</p>



Certificate Specific Standards and Instructions

	<p>After you have identified the right certificate area for you (you can reference the Choosing the Right Certificate guide listed above), you should access the specified National Board standards for your certificate area. National Board Standards define what accomplished teachers should know and be able to do in 25 certificate areas. They cover 16 different subject areas and four developmental levels and are applicable to most teachers in U.S. public schools.</p>	<p><u>National Board Standards</u></p>
	<p>Each certificate area has specific instructions for the corresponding components for that certificate.</p>	<p><u>Access your specific component instructions</u></p>

Want to Learn More about National Board Certification?

This section provides resources for educators who are exploring pursuing National Board Certification. Note: Some of these resources contain documents created by third party individuals/organizations.

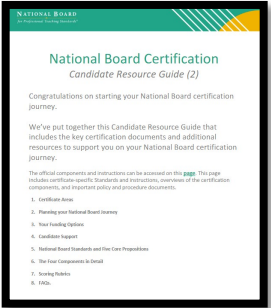







	<p><i>Introduction to National Board Certification</i> provides a collection of resources and guided learning activities for educators interested in learning more about the National Board Standards and certification process.</p>	<p><u>Self-enroll</u></p> <p>(Not an official National Board Resource)</p>
	<p>This is a short resource packet for candidates. It provides key things potential candidates need to know and provides a directory of links to relevant and useful content including:</p> <ul style="list-style-type: none"> • What is National Board certification? • What does the certification process look like? • The National Board Standards and Five Core Propositions. • The four components. • The Certificate Areas. • Available Funding & Support. • Free courses to help you prepare. • FAQs. 	<p><u>Overview and Quick Start Guide</u></p>





Support for Your Professional Journey

This section provides resources for educators who have decided to pursue National Board Certification. Note: Some of these resources contain documents created by third party individuals/organizations.


Planning Guides for Candidates

	<p>We've put together this Candidate Resource Guide that includes the key certification documents and additional resources to support candidates on their National Board certification journey. The guide includes previously recorded webinars and graphic organizers.</p> <ul style="list-style-type: none"> • Two Year Planning Guide • Three Year Planning Guide • Component 1: Planning Guide • Component 2: Planning Guide • Component 3: Planning Guide • Component 4: Planning Guide • Understanding Your Scores and Feedback • ATLAS 	<p><u>National Board Certification: Candidate Resource</u></p>
---	---	--

	<p>Two Year Planning Guide: Only you can choose the number and order you work on the components. Here is one example, out of many, that you can use to think through what it would look like.</p>	<p><u>Two Year Planning Document</u></p>
	<p>Three Year Planning Guide: Only you can choose the number and order you work on the components. Here is one example, out of many, that you can use to think through what it would look like.</p>	<p><u>Three Year Planning Document</u></p>
	<p>Graphic Organizer to support planning (By Tammy Kirkland)</p>	<p><u>Planning Document</u></p>
	<p>This is a planning guide for candidates. The facilitation slides align to the content in this guide.</p> <p>It links to official instructions, graphic organizers, and previously recorded webinars on this component.</p>	<p><u>Component 1: Planning Guide</u></p> <p>(Is in the Candidate Resource Guide)</p>
	<p>This is a planning guide for candidates. The facilitation slides align to the content in this guide.</p> <p>It links to official instructions, graphic organizers, and previously recorded webinars on this component.</p>	<p><u>Component 2: Planning Guide</u></p> <p>(Is in the Candidate Resource Guide)</p>



	<p>This is a planning guide for candidates. The facilitation slides align to the content in this guide.</p> <p>It links to official instructions, graphic organizers, and previously recorded webinars on this component.</p>	<p>Component 3: Planning Guide</p> <p>(Is in the Candidate Resource Guide)</p>
	<p>This is a planning guide for candidates. The facilitation slides align to the content in this guide.</p> <p>It links to official instructions, graphic organizers, and previously recorded webinars on this component.</p>	<p>Component 4: Planning Guide</p> <p>(Is in the Candidate Resource Guide)</p>
	<p>Resources, including supplemental guides and webinars, to support candidates understanding their scores and feedback.</p>	<p>Understanding Your Scores and Feedback</p> <p>(Is in the Candidate Resource Guide)</p>
	<p>A resource to help track progress for each portfolio component.</p>	<p>Components 2-4 Checklist</p>

MSEA Jumpstart Seminars



	<p>MSEA regularly offers Jump Start training programs to assist educators through the rigorous process of National Board Certification.</p> <p>Register for the September Trainings</p> <p>Register for January Trainings</p>	<p>Maryland State Education Association NBC Info</p>
---	---	---

Maintenance of Certification (MOC)

This section provides resources for educators who are pursuing certification.

	<p>This document provides requirements and guidelines for preparing, developing, and submitting your portfolio for MOC.</p>	<p><u>Instructions</u></p>
	<p>This Google doc link is a MOC Participant Guide from a MSEA Jump Start Seminar on January 22, 2022. It captures resources to support your MOC journey.</p>	<p><u>MOC Participant Handout MOC Winter 2021.docx - Google Docs</u></p>



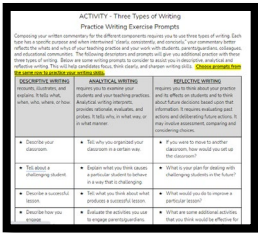
Free Canvas Courses

	<p><i>Introduction to National Board Certification</i> provides a collection of resources and guided learning activities for educators interested in learning more about the National Board Standards and certification process.</p>	<p><u>Self-enroll</u></p>
	<p><i>FREE Canvas Course - Preparing for National Board Certification for Candidates</i> is designed for teachers pursuing National Board certification. It is populated with videos, tools, and resources for National Board candidates.</p>	<p><u>Self-enroll</u></p>

ATLAS 4 Candidates

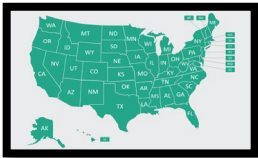
ATLAS is a library of authentic video cases showing National Board-Certified Teachers at work in the classroom. The videos and written commentary do not reflect the current National Board assessment.

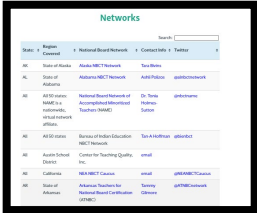


However, they can provide examples of accomplished teaching, offer visible examples of National Board standards, show examples of descriptive, analytical and reflective writing, and help demystify the process.

	<p>Free registration link for ATLAS 4 Candidates.</p>	<p><u>ATLAS 4 Candidates: Registration Link for Candidates</u></p>
	<p>Reflection questions to support reflection and discussion of ATLAS videos and written commentary.</p>	<p><u>ATLAS Reflection Questions</u></p>
	<p>Composing your written commentary for the different components requires you to use three types of writing. Each type has a specific purpose and when intertwined “clearly, consistently, and concisely,” your commentary better reflects the whats and whys of your teaching practice and your work with students,parents/guardians, colleagues, and educational communities. The following descriptors and prompts will give you additional practice with these three types of writing. Below are some writing prompts to consider to assist you in descriptive, analytical and reflective writing. This will help candidates focus, think clearly, and sharpen writing skills.</p>	<p><u>Three Types of Writing Activity</u></p>

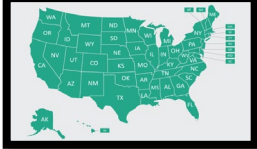

External Candidate Support Providers

The National Board does not endorse any support program.


	<p>Learn more about incentives, stipends and support programs in your state.</p>	<p><u>State Supports</u></p>
---	--	--

	<p>National Board Networks have grown organically out of local needs to support educators pursuing Board certification.</p>	<p><u>National Board Networks</u></p>
	<p>These are virtual programs that support teachers across the country.</p>	<p><u>National Board Resource Center at Stanford</u></p> <p><u>World Class Teaching Program at Ole Miss</u></p> <p><u>Nevada National Board Professional Learning Institute</u></p>
	<p>These Facebook groups are not organized or facilitated by the National Board for Professional Teaching Standards. We do not manage the content of these groups. We have heard from candidates and NBCTs that they find great support from these groups. Engaging with these groups does not guarantee success on Board certification.</p>	<p><u>Facebook Group Pages</u></p>

Financial Supports

	<p>Learn more about incentives, stipends and support programs in your state.</p>	<p><u>State Supports</u></p>
	<p>State Incentives</p>	<p><u>State incentive chart</u></p>

Pursuing National Board Certification During the Pandemic

	Information on pursuing Board Certification during the pandemic.	<u>Pursuing Board Certification during the Pandemic</u>

Additional Information

Learn more about the certification rates.	<u>Certification Rate</u>
Whether you're a candidate with a specific question or are just looking for more information about Board certification, we're here to help. <u>Hours and additional information.</u>	1-800-22TEACH (83224) <u>Webform</u>
National Board Certification Study Guide & Practice Test [Component 1 resource] (not a verified resource by NBPTS, MSDE, or CCPS)	<u>https://www.mometrix.com/studyguides/nbpts/</u>
<u>Successful Strategies for Pursuing National Board Certification: Version 3.0, Components 3 and 4 (What Works!)</u> (not a verified resource by NBPTS, MSDE, or CCPS)	<u>https://www.amazon.com/Successful-Strategies-Pursuing-National-Certification/dp/147583036X</u>